

Welcome to
South West Herts
Schools Consortium



Send the completed form to:


South West Herts School Tests,
PO Box 2439,
WATFORD
WD18 1UZ

Please include a stamped addressed envelope if you would like an acknowledgement.

Section 1.	Parent/Guardian details.
Title:	Mr/Mrs/Miss/Ms
Forename(s):	
Surname:	
Home Address	Please give the address where you live with the child you are registering.
House/ Flat Name or Number	
Street Name:	
Town:	
County:	
Postcode:	
Phone Day:	
Phone Eve:	
Phone Mobile:	
How many children are you registering?	If registering more than one child, please ask for another form.

Each child will be allocated a school at which to sit the test(s).
This has nothing at all to do with the schools
you decide to apply for next term.

Welcome to
South West Herts
Schools Consortium



Please note your child should have a date of birth between the date range from 01.09.2005 to 31.8.2006 inclusive, if the date of birth falls outside of this range, please contact any Admission Secretary.


Section 2. Please enter details about the child.	
Forename:	
Surname:	
Date of Birth: (dd/mm/yyyy)	
Gender (M or F):	
Current School Name:	
Current School Postcode:	
Please tick below next to each test you wish the child to take.	
Register for academic test:	
Register for music test:	
Register for sport test (Queens' School only):	
Register for technology test (Bushey Meads School only):	

Please check ALL the information provided in the form is accurate.
Signature:
Date:

By submitting this registration form I give express consent to allow Personal Data of my child to be lawfully shared with the testing provider and all other schools administering the test, for the purposes of ensuring the testing process and result service are efficient and accurate.

If you consider that your child might be disadvantaged under the terms of the Disability Discrimination Act, or has special educational needs which require the test centre to make particular provision for the tests, you must provide written evidence of this from your child's current school Headteacher. This evidence must be sent immediately after registering for the test. Please send the child's full name, date of birth and South West Herts reference number along with the written evidence to Test Co-ordinator, South West Herts Schools Tests, PO BOX 2439, WATFORD, WD18 1UZ. Please include a copy of the completed paper registration form. It is very important that you do this so the paperwork is received by Friday 17th June, at the latest.

Please return the completed form to the PO Box address, retain pages 3-7 for your own records and use



Important Dates

Key Testing Dates 2016 for secondary transfer in September 2017

Online registration for the tests opens	Tuesday 3rd May 2016
Registration Closes	Friday 17th June 2016
Date of Test Venue Notification	Monday 4th July 2016
SEN Notification Date	Immediately after registering please send a copy of the written evidence from your Primary School Head, quoting your child's full name, date of birth and South West Herts Reference number to Test Co-ordinator, South West Herts Schools tests, PO Box 2439, Watford WD18 1UZ, by Friday 17th June at the latest.
Academic Test	Saturday 10th September 2016
Music Test	Tuesday 13th September 2016
Sports (Queens' School Only) The PE Aptitude Test is for applicants to Queens' School only. Owing to the overwhelming response to this test, we stress that only those with exceptional sporting ability and who live within our catchment area (WD3-WD7, WD17-WD19, WD23-WD25, AL2 (South of M25), HA6, HA5 3**, HA5 4**, HA3 6**, HA7 3**, HA7 4**) have a realistic chance of achieving a place through this route. Children who have a sibling who will be attending Queens' School at the time of admission need not apply for this test.	Friday 16th September or Tuesday 20th September 2016. In order to accommodate the high number of applicants, the test will be on Friday 16th September 2016 and Tuesday 20th September 2016 . Tests dates will be allocated on an alphabetical basis which cannot be changed. No other dates are available.
Technology (Bushey Meads School Only) Children who have a sibling who will be attending Bushey Meads School at the time of admission need not apply for this test.	Saturday 17th September 2016
Start of Second round music tests	Week commencing Monday 26th September 2016
Scores Notified	Monday 17th October 2016



Bushey Meads
School
020 8950 3000



Parmiter's School
01923 671424



Queen's School
01923 224465



Rickmansworth
School
01923 773296



St Clement Danes
School
01923 284169



The Watford Gram
mar Schools Boys:
01923 208900
Girls: 01923 223403

The Mathematics Test assesses National Curriculum Mathematics at Key Stage 2

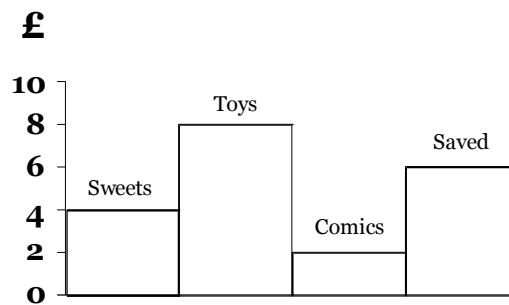
MATHEMATICS TEST - SPECIMEN QUESTIONS

1. A girl buys a pen for 57p and a writing pad for £1.59. She pays with a £5 note. How much change does she receive?

2. Write down the missing number in the following pattern.

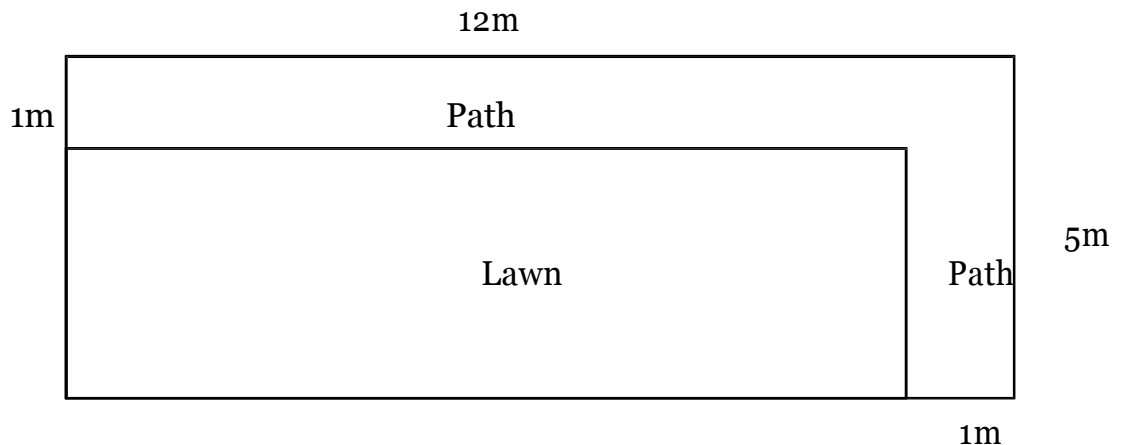
4 7 12 19 _____ 39

3. A boy was given a present of £20 by his uncle. The bar chart shows how he used the money.



What percentage of the money did he save?

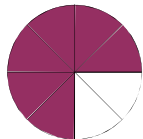
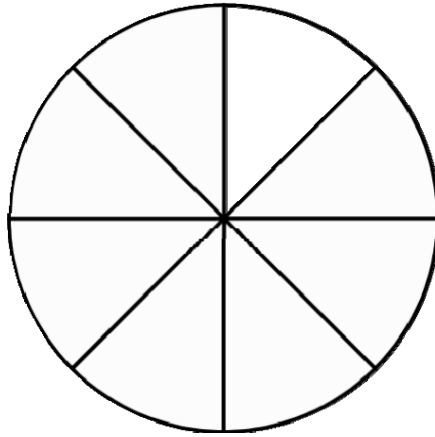
4. The garden shown in the diagram below has a path of 1m wide on two of its sides. What is the area of the path?



5. Write down the number which should go in the box.

$$2 \times D + 7 = 29$$

6. Shade in $\frac{3}{4}$ of the circle



ANSWERS: 1 £2.84 2. 28 3. 30% 4. $16m^2$ 5. 11 6.

Verbal Reasoning Familiarisation Booklet

Information

This familiarisation booklet is designed to inform you about your upcoming assessment in order to:

- Give a feel for the appearance of the actual assessment.
- Introduce some of the symbols and phrases used in the assessment.
- Inform you of the invigilation procedure.
- Highlight the range of answer formats used in the assessment.

This booklet also includes examples to indicate the range of skills required to complete the assessment and the manner in which questions are answered. This familiarisation sheet is NOT definitive and the inclusion of any question types does not imply that they will be found in the final assessment.

Information about the assessments

- The page number appears at the top corner of each page.
- The title of each section is provided on the top line of each page.

Instructions at the bottom of the page inform you:

- If you can continue to the next page.
- When you have reached the end of a section.
- When you must wait for further instructions.

Timings for each section are provided on each example page.

Example instructions are shown at the bottom of this page.

Please note: there are no commercially available practice test papers provided for these assessments.

Symbols and phrases used in the assessments



Symbol Description:
Time allowed for the section.



Symbol Description:
Go to the next page



Symbol Description:
Do not turn the page until you are told to do so.



Symbol Description:
Stop working and await instructions.

What will happen on the test day

On the day of the assessment you should be aware of the following:

- You will be shown to your seat when you enter the test room.
- Do not open the booklet until you are told to do so.
- You must remain silent throughout the test.
- You must not turn to look at children seated behind you or to the side of you.
- You will be asked before the test begins if you have any questions.

Equipment required for the assessment:

- You will need an HB pencil, an eraser and a pencil sharpener.

You **MUST NOT** bring the following equipment into the assessment:

- A calculator, scrap paper, protractor, mobile phone, recording equipment or study notes.

How the test works

- The verbal paper will be administered within about one hour.
- Before the assessment begins, you will be asked to enter your personal details on the front cover.
- All instructions will be provided to you in the test room by the invigilator.
- When your invigilator tells you to do so, check that the booklet is complete and that there are no missing pages.
- You must enter all of your answers inside the test booklet. There is no separate answer sheet.
- The paper comprises several individually timed sections.
- You will be given examples describing how to answer the questions at the start of each section.
- You can refer to the example page as often as you wish.
- Before each section begins, the invigilator will tell you how long you have to complete each section and how many questions there are to complete within that time limit.
- You should attempt as many of the questions as you can. If you come across a question you cannot answer, move on to the next question until you reach the end of the section.
- Make sure you mark your answers clearly. If you make a mistake, rub out your answer and try again.
- If there is time left at the end of a section, you can review your answers. You can go back and answer any questions you have missed but only within that section. You must not attempt to go back to previous sections.

Go to the next page



Here are some examples of the types of questions that may appear in the test

In the following text, some of the words are not complete. Please complete these words by filling in the missing letters. Write your answers in the boxes. Use one letter per box and use all the boxes.

If there is one thing [e v e r y o n e] claims to know a lot about, it's the [w e a t h e r].

There isn't a man, woman or [c h i l l d] who hasn't at some point felt the need to discuss

¹ the [t e e r a t u r e] being too hot or cold, or the climate being too dry or wet with

the person ² [s t d i n g] next to them. We are also prone to comparing the weather year on year,

³ often c l a i n i n g that winter this year was ⁴ w e than last year, or that this

summer was the wettest on r r d .

In the following passage, choose the words that BEST complete the passage. Please shade the box beside the word that correctly completes each sentence.

In the past, religious but and with military ceremonies took place charge off in Venice throughout the thirteen future twelve

months of the year. Public buildings were destroyed decorated hoisted with flags for these silly simple special occasions. People

would parade line cheer the ancient streets in order to hear find catch a glimpse of the event taking place.

This tradition ceases expires continues to this day.



Shade in the box under the word that means the **OPPOSITE** of the word on the left. There is only one right answer for each question.

Example

enormous cheap tiny lively terrible happy

The correct answer is tiny.

11 love hate help avoid finish shout

12 refuse believe discover control allow suggest

13 happy smart sad shallow simple shy

14 complete unused unusual unfinished unknown unlit

15 wake creep peep bleep deep sleep

STOP WORKING. You may check your answers in this section only.



Answers

- | | | | | | |
|----|------------|----|-----------|---|-------------|
| 15 | sleep | 10 | continues | 5 | record |
| 14 | unfinished | 9 | catch | 4 | worse |
| 13 | sad | 8 | line | 3 | complaining |
| 12 | allow | 7 | special | 2 | standing |
| 11 | hate | 6 | decorated | 1 | temperature |